

## Sizing, Installation, Dimensions and Weight

### GOLD PX, plate heat exchanger, size 20

#### DELIVERY AND TRANSPORT WITHIN THE SITE

The GOLD PX 20 is always supplied as one unit. The air handling unit can be split into multiple sections to facilitate transporting it within the building site.

The multiple sections are joined together by bolts and the electrical and control cables have quick connectors.

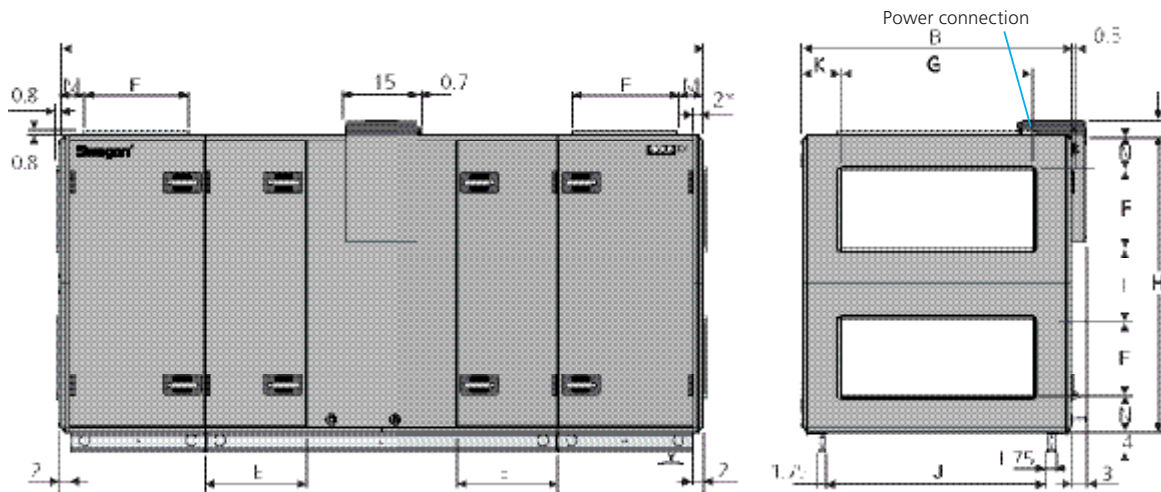
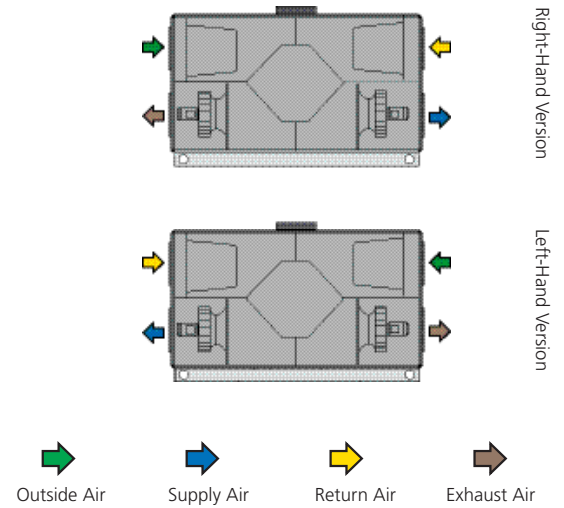
The air handling unit is delivered on wooden pallets.

The electrical equipment cubicle and the drain pipe on the front of the air handling unit can be removed, if required, for transporting the unit within the building site.

#### DUCT CONNECTION OPTIONS

**A:** Specify right-hand or left-hand version when ordering.

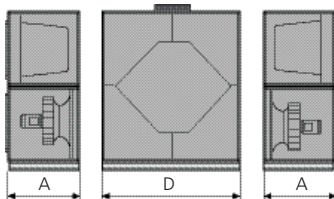
**B:** Specify whether the unit shall have an air intake from above for outdoor air and/or return air when placing orders (not for outdoor units).



The air handling unit is supplied without end connection panel if a duct accessory housed in an insulated casing will be connected.

Size	A	B	D	E	F	G	H	I	J	K	L	M	N	Wgt (lb)	Airflow ERV	Airflow CWC
PX 20	29.8	55.1	72.3	20.8	16.0	40.0	61.1	17.9	45.4	7.6	131.9	8.1	7.4	2088-2396	4200 cfm	3700 cfm*

\*based on 550 fpm



#### DIVISION INTO SECTIONS FOR TRANSPORT

The unit can be divided into three sections at the building site.

**Dimensions:** See A and D in the table above.

**Weight:** A = 440-581 lbs, D = 1208-1235 lbs.

#### CLEAR SPACE FOR INSPECTION

A clear space of 36 inches should be provided in front of the unit and at least 8 inches should be provided above the junction hood.

Power Connection		
	460/3/60	575/3/60
FLA	10.4	8.2
MCA	11.7	9.2
RFS	15	15