

Sizing, Installation, Dimensions and Weight

GOLD PX, plate heat exchanger, size 30

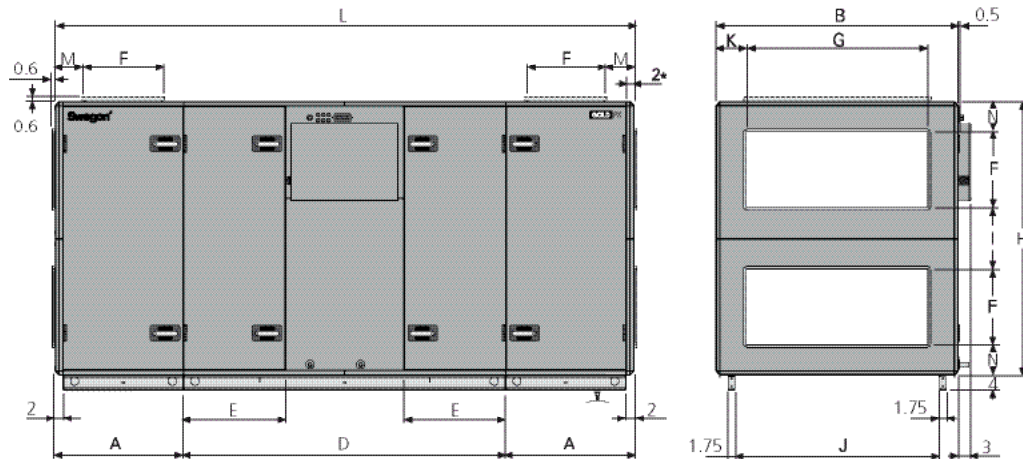

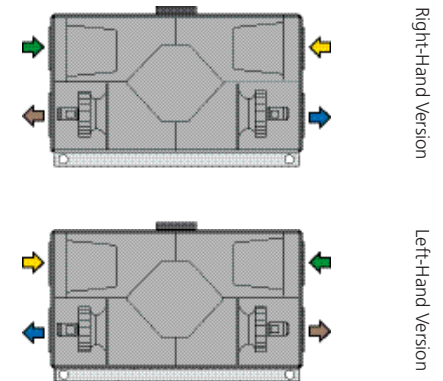
DELIVERY AND TRANSPORT WITHIN THE SITE

The GOLD PX 30 is supplied as two units. The one unit consists of the centre section with heat exchanger and the fan/filter section to the right of the centre section (viewed from the inspection side). The other unit consists of a fan/filter section to the left of the centre section (viewed from the inspection side). The air handling unit can be split into multiple sections to facilitate transporting it within the building site. The multiple sections are joined together by bolts and the electrical and control cables have quick connectors.

The air handling unit is delivered on wooden pallets. The electrical equipment cubicle and the drain pipe on the front of the air handling unit can be removed, if required, for transporting the unit within the building site.

DUCT CONNECTION OPTIONS

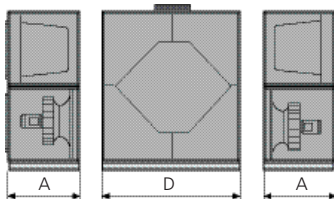
- A:** Specify right-hand or left-hand version when ordering.
- B:** Specify whether the unit shall have an air intake from above for outdoor air and/or return air when placing orders (not for outdoor units).



The air handling unit is supplied without end connection panel if a duct accessory housed in an insulated casing will be connected.

Size	A	B	D	E	F	G	H	I	J	K	L	M	N	Wgt (lb)	Airflow ERV	Airflow CWC
PX 30	33.4	63.0	83.9	26.6	20.0	48.0	71.3	20.2	53.3	7.5	150.6	7.9	8.0	2831-3192	5800 cfm	5260 cfm*

*based on 550 fpm



DIVISION INTO SECTIONS FOR TRANSPORT

The unit can be divided into three sections at the building site.

Dimensions: See A and D in the table above.
Weight: A = 605-759 lbs, D = 1622-1675 lbs.

CLEAR SPACE FOR INSPECTION

A clear space of 36 inches should be provided in front of the unit and at least 8 inches should be provided above the junction hood.

Power Connection		
	460/3/60	575/3/60
FLA	15.1	11.9
MCA	17	13.3
RFS	20	15