

## Sizing, Installation, Dimensions and Weight

### GOLD PX, plate heat exchanger, size 40

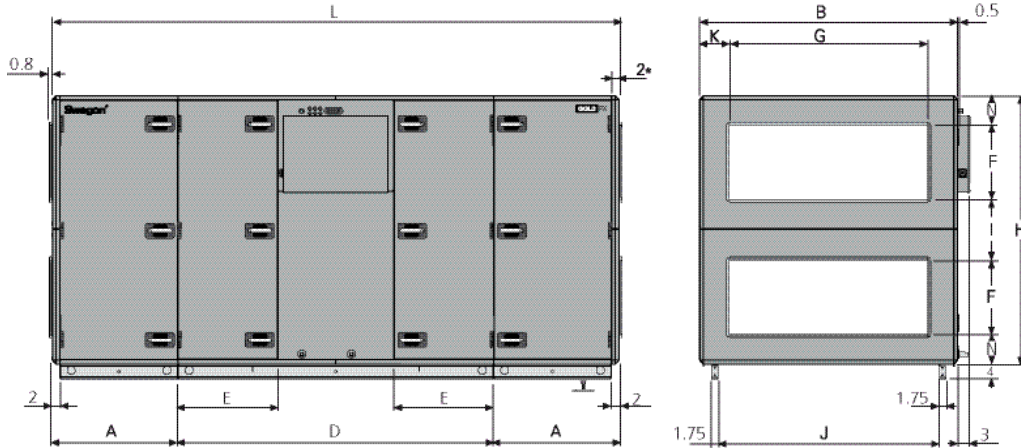

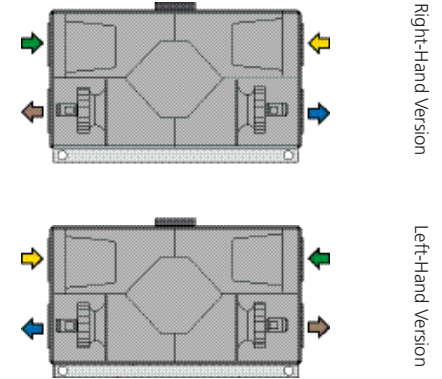
#### DELIVERY AND TRANSPORT WITHIN THE SITE

The GOLD PX 40 is supplied as two units. The one unit consists of the centre section with heat exchanger and the fan/filter section to the right of the centre section (viewed from the inspection side). The other unit consists of a fan/filter section to the left of the centre section (viewed from the inspection side). The air handling unit can be split into three sections to facilitate transporting it within the building site. The three sections are joined together by bolts and the electrical and control cables have quick connectors.

The air handling unit is delivered on wooden pallets. The electrical equipment cubicle and the drain pipe on the front of the air handling unit can be removed, if required, for transporting the unit within the building site.

#### DUCT CONNECTION OPTIONS

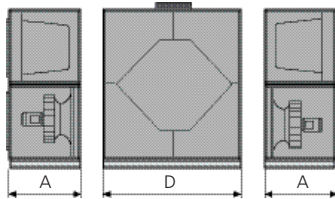
- A:** Specify right-hand or left-hand version when ordering.
- B:** Specify whether the unit shall have an air intake from above for outdoor air and/or return air when placing orders (not for outdoor units).



The air handling unit is supplied without end connection panel if a duct accessory housed in an insulated casing will be connected.

Size	A	B	D	E	F	G	H	I	J	K	L	N	Wgt (lb)	Airflow ERV	Airflow CWC
PX 40	40.9	78.3	94.5	31.7	24.0	56.0	85.0	22.3	68.7	11.2	176.3	9.4	4000-4541	8400 cfm	8400 cfm*

\*based on 550 fpm



#### DIVISION INTO SECTIONS FOR TRANSPORT

The unit can be divided into three sections at the building site.

**Dimensions:** See A and D in the table above.  
**Weight:** A = 858-1089 lbs, D = 2284-2363 lbs.

#### CLEAR SPACE FOR INSPECTION

A clear space of 44 inches should be provided in front of the unit.

Power Connection		
	460/3/60	575/3/60
FLA	15.1	11.9
MCA	17	13.3
RFS	20	15