

Sizing, Installation, Dimensions and Weight

GOLD RX, rotary heat exchanger, size 11

DELIVERY AND TRANSPORT WITHIN THE SITE

The GOLD RX 11 is always supplied as one unit. The air handling unit can be split into three sections to facilitate transporting it within the building site.

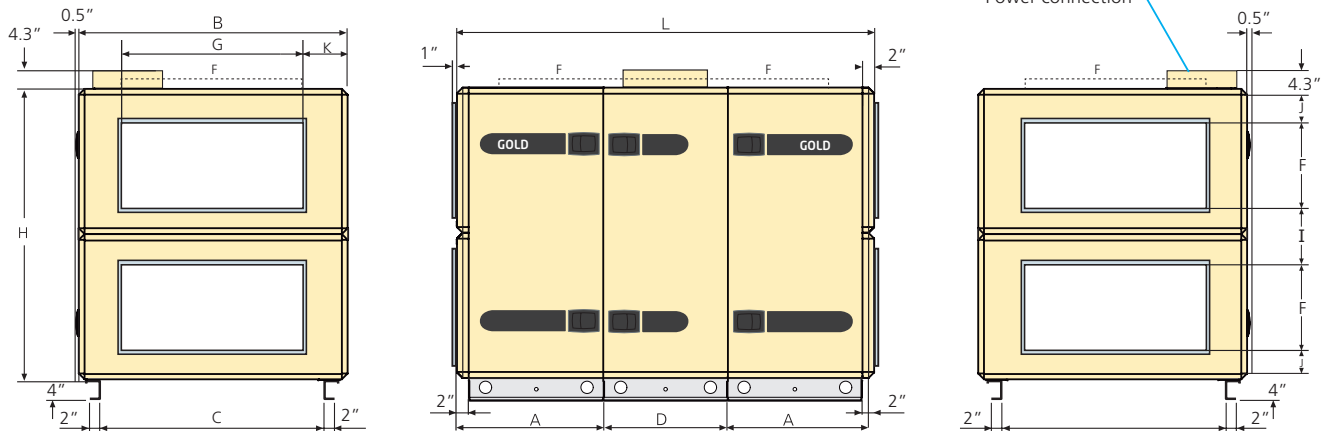
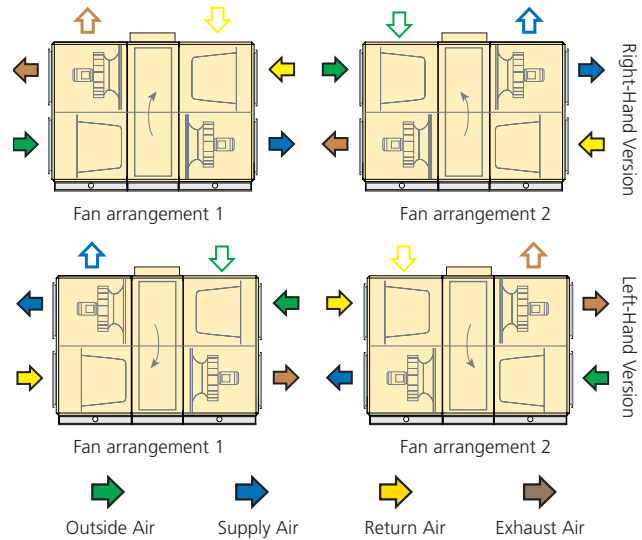
The three sections are joined together by bolts and the electrical and control cables between the sections have quick-fit connectors.

The air handling unit is delivered on wooden pallets.

DUCT CONNECTION OPTIONS

A: Specify right-hand or left-hand version when ordering. If the air handling unit is supplied with all the end connection panels, the version can be changed at the building site by selecting the appropriate version in the hand-held micro terminal.

B: The arrangement of the functional sections can be vertically reversed. Specify this by selecting fan arrangement 1 or 2 when placing orders.

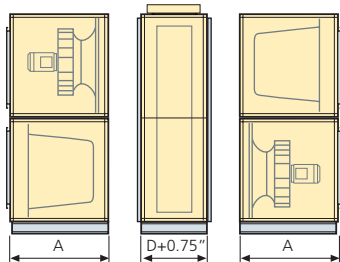


The dimension print shows the connection configuration for fan arrangement 1. For fan arrangement 2 the connections are mirror-inverted.

The air handling unit is supplied without end connection panel if a duct accessory housed in an insulated casing will be connected.

Size	A	B	C	D	F	G	H	I	J	K	L	Wgt (lb)	Airflow ERV	Airflow CWC
RX 11	25.8	47.3	36.8	21.7	18	32	51	7.5	3.8	7.6	73.2	980-1090	2300 cfm	2300 cfm*

*based on 550 fpm



DIVISION INTO SECTIONS FOR TRANSPORT

The unit can be divided into three sections at the building site.

Dimensions: See A and D in the table above.

Weight: A = 310–370 lbs, D = 355 lbs.

CLEAR SPACE FOR INSPECTION

A clear space of 36 inches should be provided in front of the unit and at least 8 inches should be provided above the junction hood.

Power Connection	
	230/1/60
FLA	11.43
MCA	12.81
RFS	15