

Sizing, Installation, Dimensions and Weight

GOLD RX, rotary heat exchanger, size 14

DELIVERY AND TRANSPORT WITHIN THE SITE

The GOLD RX 14 is always supplied as one unit. The air handling unit can be split into three sections to facilitate transporting it within the building site.

The three sections are joined together by bolts and the electrical and control cables have quick connectors.

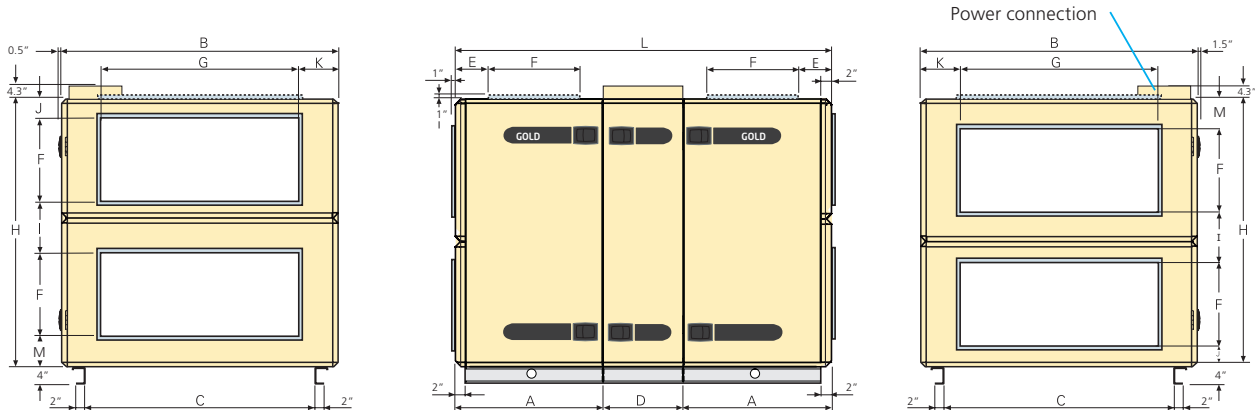
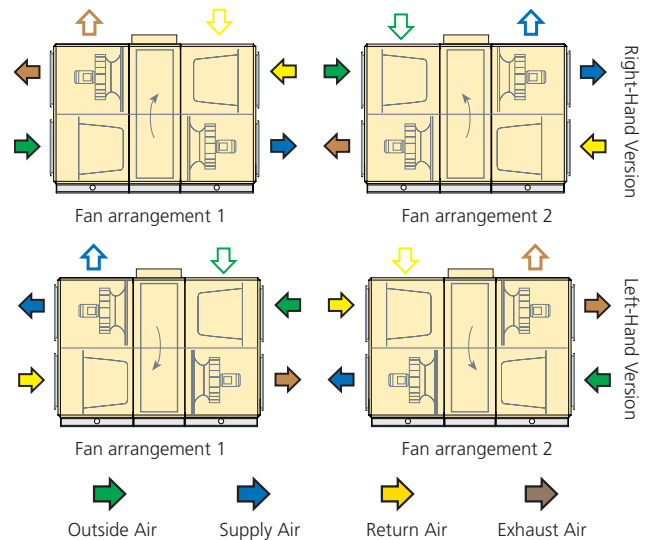
The air handling unit is delivered on wooden pallets.

DUCT CONNECTION OPTIONS

A: Specify right-hand or left-hand version when ordering. If the air handling unit is supplied with all the end connection panels, the version can be changed at the building site by selecting the appropriate version in the hand-held micro terminal.

B: The arrangement of the functional sections can be vertically reversed. Specify this by selecting fan arrangement 1 or 2 when placing orders

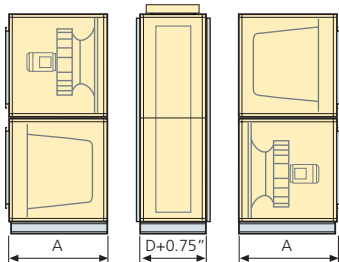
C: Specify upper fan outlet for upward air discharge when placing orders (not for outdoor units).



The dimension print shows the connection configuration for fan arrangement 1. For fan arrangement 2 the connections are mirror-inverted. The air handling unit is supplied without end connection panel if a duct accessory housed in an insulated casing will be connected.

Size	A	B	C	D	E	F	G	H	I	J	K	L	M	Wgt (lb)	Airflow ERV	Airflow CWC
RX 14	30.1	55.1	44.7	21.8	8.2	16	40	54.9	11.5	4.2	7.6	82	7.3	1150-1300	3150 cfm	3150 cfm*

*based on 550 fpm



DIVISION INTO SECTIONS FOR TRANSPORT

The unit can be divided into three sections at the building site.

Dimensions: See A and D in the table above.

Weight: A = 385-460 lbs, D = 380 lbs

CLEAR SPACE FOR INSPECTION

A clear space of 36 inches should be provided in front of the unit and at least 8 inches should be provided above the junction hood.

Power Connection		
	460/3/60	575/3/60
FLA	7.8	6.2
MCA	8.7	6.9
RFS	15	15