

Sizing, Installation, Dimensions and Weight

GOLD RX, rotary heat exchanger, size 50

DELIVERY AND TRANSPORT WITHIN THE SITE

The GOLD RX 50 is supplied as two units. The one unit consists of the centre section with heat exchanger and the fan/filter section where the fan is mounted in the upper level. The other unit consists of a fan/filter section in which the fan is placed in the lower level.

The air handling unit can be split into three sections to facilitate transporting it within the building site.

The three sections are joined together by bolts and the electrical and control cables have quick connectors.

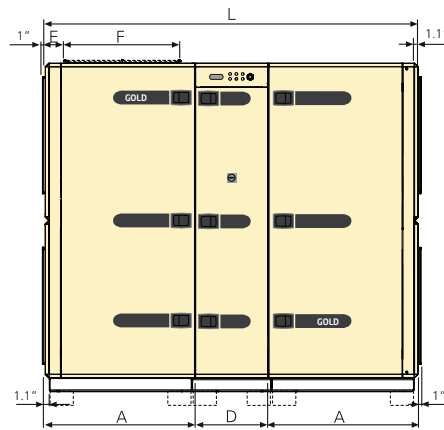
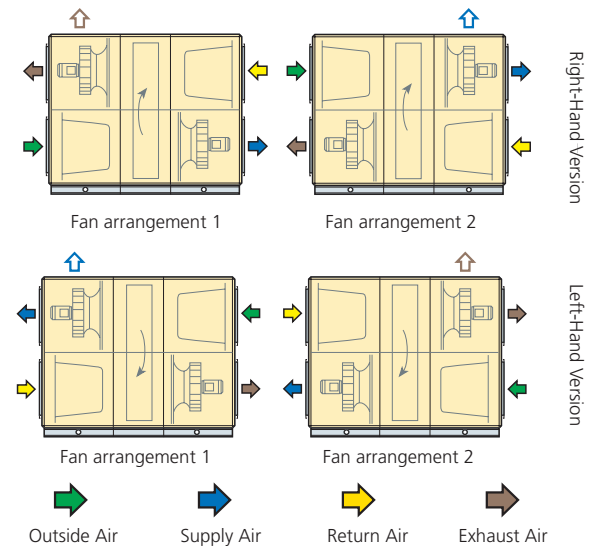
The unit is supplied on 4 inch high support feet made of steel.

DUCT CONNECTION OPTIONS

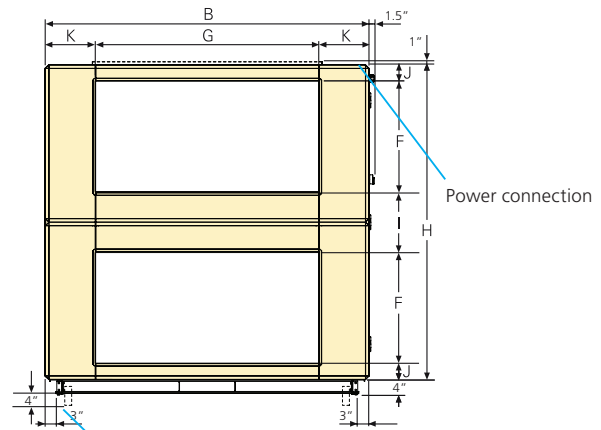
A: Specify right-hand or left-hand version when ordering

B: The arrangement of the functional sections can be vertically reversed. Specify this by selecting fan arrangement 1 or 2 when placing orders

C: Specify upper fan outlet for upward air discharge when ordering. (not for units installed outdoors)



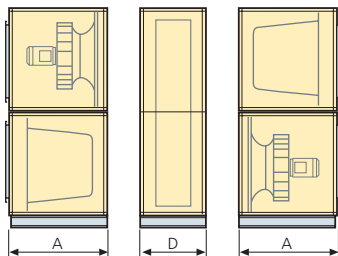
The air handling unit is supplied without end connection panel if a duct accessory housed in an insulated casing will be connected.



Supplied on 4 inch high support feet. They can be removed or kept as they are when the unit is in place. The unit has provision for fitting the adjustable support feet.

Size	A	B	D	E	F	G	H	I	J	K	L	Wgt (lbs)	Airflow ERV	Airflow CWC
RX 50	42	91.3	21	5.9	32	64	88.7	15.6	4.5	13.6	105	2850-3130	9700 cfm	9700 cfm*

*based on 550 fpm



DIVISION INTO SECTIONS FOR TRANSPORT

The unit can be divided into three sections at the building site.

Dimensions: See A and D in the table above.

Weight: A = 970-1110 lbs, D = 915 lbs.

CLEAR SPACE FOR INSPECTION

A clear space of 44 inches should be provided in front of the unit.

Power Connection		
	460/3/60	575/3/60
FLA	24.3	19.9
MCA	25.6	20.9
RFS	30	20