


# SYST FS

Overview - Flexible Hoses

27-10-2016

## SYST FH-F20

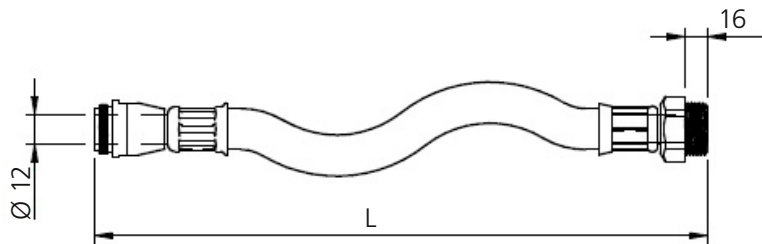
Flexible hose Length=12/24 inch, Quick fit coupling (push-on,  $\varnothing=12$  mm) against pipe on one end and Quick fit coupling (push-on,  $\varnothing=1/2$ "") on the other end.



SYST FH-F20-12"-12-1/2"  
SYST FH-F20-24"-12-1/2"

## SYST FH-F50

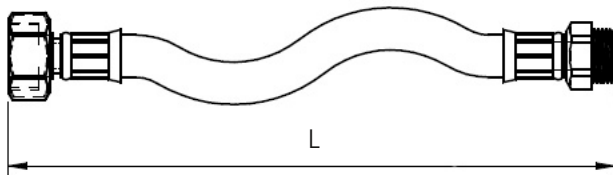
Flexible hose Length=12/24 inch, Quick fit coupling (push-on,  $\varnothing=1/2$ "") against pipe on one end and 1/2" NPT male coupling on the other end.



SYST FH-F50-12"-12-1/2"NPT  
SYST FH-F50-18"-12-1/2"NPT  
SYST FH-F50-24"-12-1/2"NPT

## SYST FH-F60

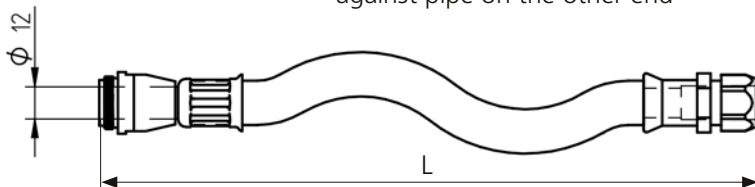
Flexible hose Length=12/24 inch, G20ID sleeve nut on one end (against valve), 1/2" NPT male coupling on the other end.



SYST FH-F60-12"-G3/4"-1/2"NPT  
SYST FH-F60-18"-G3/4"-1/2"NPT  
SYST FH-F60-24"-G3/4"-1/2"NPT

## SYST FH-F70

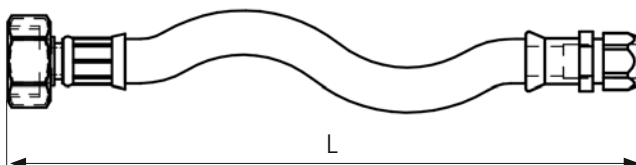
Quick-fit coupling (push-on) against pipe on one end and clamping ring coupling against pipe on the other end



SYST FH-F70-18"-12-1/2"

## SYST FH-F80

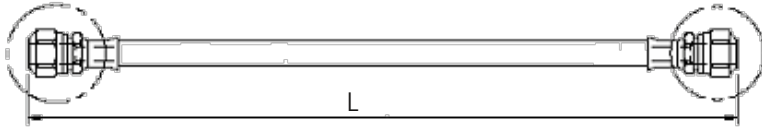
Sleeve nut on one end, and clamping ring coupling against pipe on the other end.



SYST FH-F80-18"-G3/4"-1/2"


## SYST FH

### SYST FH-F1 Clamping ring coupling against pipe on both ends



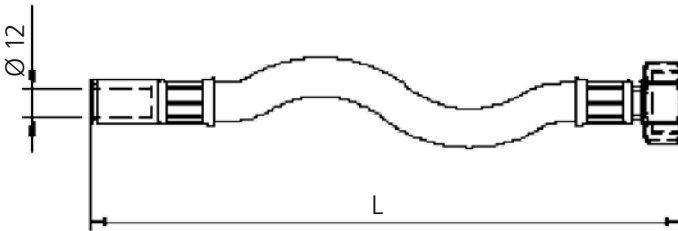
SYST FH-F1-300-12  
SYST FH-F1-500-12  
SYST FH-F1-700-12

### SYST FH-F20 Quick-fit coupling (push-on) against pipe on both ends



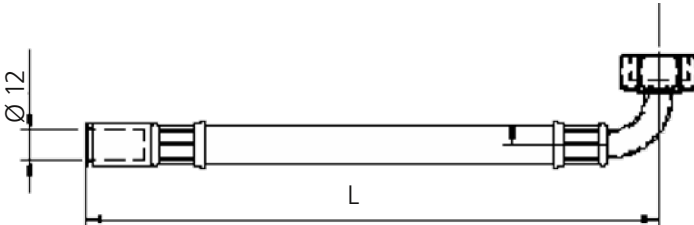
SYST FH-F20-245-12  
SYST FH-F20-275-12  
SYST FH-F20-475-12  
SYST FH-F20-675-12

### SYST FH-F30 Quick-fit coupling (push-on) against pipe on one end, sleeve nut on the other end, Conical sealing to fit our valves SYST VEN115, VDN215 and VD 115 CLC



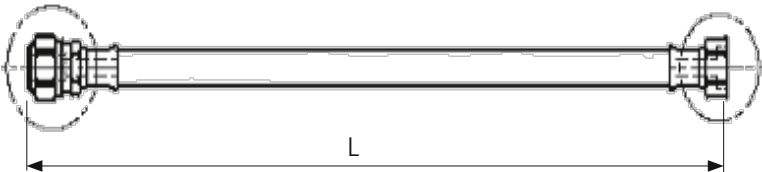
SYST FH-F30-125-12 G $\frac{3}{4}$ "  
SYST FH-F30-200-12 G $\frac{3}{4}$ "  
SYST FH-F30-400-12 G $\frac{3}{4}$ "  
SYST FH-F30-600-12 G $\frac{3}{4}$ "

### SYST FH-F40 Quick-fit coupling (push-on) against pipe on one end, sleeve nut (90°) on the other end. Conical sealing to fit our valves SYST VEN115, VDN215 and VD 115 CLC



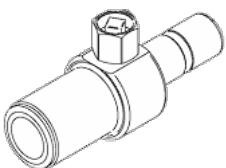
SYST FH-F40-125-12 G $\frac{3}{4}$ " ANGLE  
SYST FH-F40-200-12 G $\frac{3}{4}$ " ANGLE  
SYST FH-F40-400-12 G $\frac{3}{4}$ " ANGLE  
SYST FH-F40-600-12 G $\frac{3}{4}$ " ANGLE

### SYST FH-F4 /F5/ F6/ F7 Clamping ring coupling against pipe on one end, sleeve nut with flat gasket on the other end



SYST FH-F4-500-12 G $\frac{1}{2}$ "  
SYST FH-F4-700-12 G $\frac{1}{2}$ "  
SYST FH-F5-500-12 G $\frac{3}{4}$ "  
SYST FH-F5-700-12 G $\frac{3}{4}$ "

### SYST AR-12 Air vent. purge valve with push-on coupling



SYST AR-12